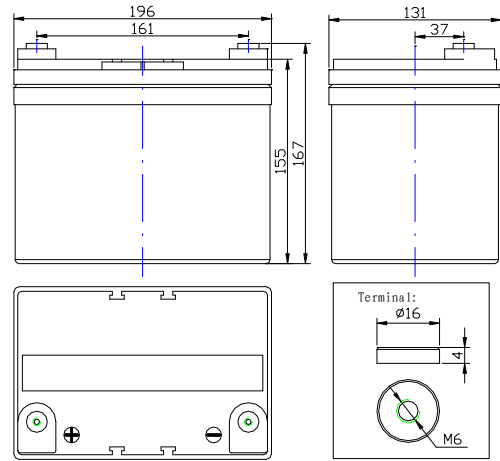


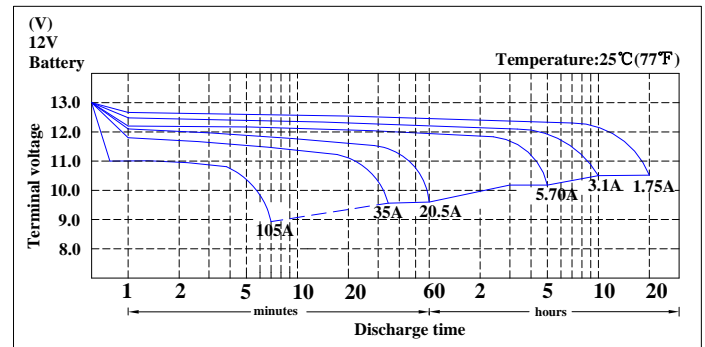
□DC35-12A



Specifications

Nominal Voltage		12V
Rated Capacity (20 hour rate)		35AH
Dimension	Total Height (with terminals)	167mm(6.57 inches)
	Height	155mm(6.10inches)
	Length	196mm(7.72inches)
	Width	131mm(5.16inches)
Weight		Approx.11.5kg (25.35lbs)

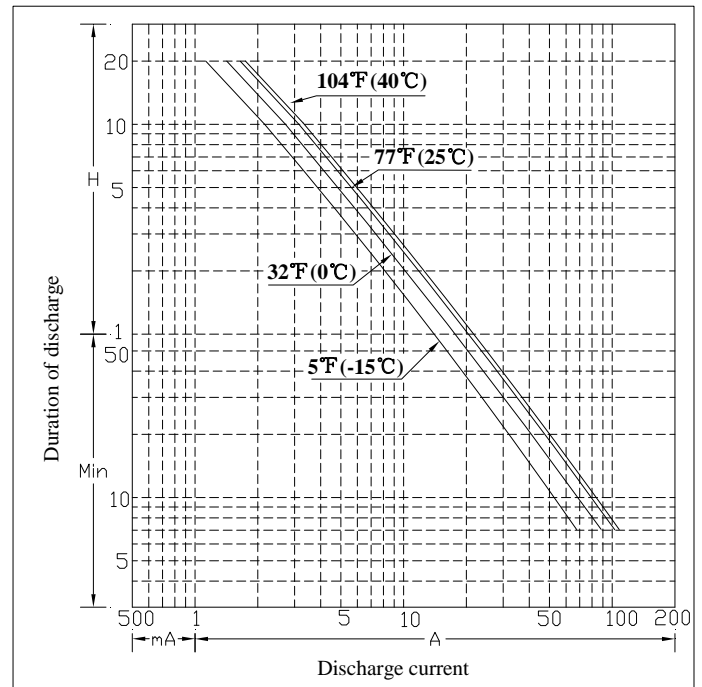
Discharge characteristics 77°F (25°C)



Characteristics

Capacity 77°F (25°C)	20 hour rate (1.75A to 10.5Volts)	35AH
	10 hour rate (3.1A to 10.5Volts)	31AH
	5 hour rate (5.70A to 10.2Volts)	28.5AH
Internal Resistance	Full charged Battery 77°F (25°C)	9mΩ
Capacity affected by Temperature (20 hour rate)	104°F (40°C)	102%
	77°F (25°C)	100%
	32°F (0°C)	85%
	5°F (-15°C)	65%
Self-Discharge 77°F (25°C)	Capacity after 3 month storage	91%
	Capacity after 6 month storage	82%
	Capacity after 12 month storage	64%
Standard Terminal	M6	
Max. Discharge Current 77°F (25°C)	450A (5s)	
Cranking Performance	Cranking Amps (30-sec amps to 7.2V @ 32° F (0° C)	230A
	Cold Cranking Amps (30-sec amps to 7.2V @ 0° F (-18° C)	190A
Reserve Capacity (Minutes to 10.5V at 80°F (27°C)	@ 25Amps	45Min
	@ 75Amps	-
Charging (Constant Voltage)	Cycle	Initial Charging Current 7A Or Small 14.5V~14.9V/77°F (25°C)
	Float	13.6V~13.8V/77°F (25°C)

Duration of discharge vs. Discharge current



Constant Current Discharge Rating Amperes @ 77 °F (25°C)

Cut off voltage V/cell	15M	30M	45M	1H	2H	3H	5H	8H	10H	12H	20H	24H
1.75V	48	35	25	19.2	11.0	8.2	5.5	3.8	3.10	2.70	1.75	1.50