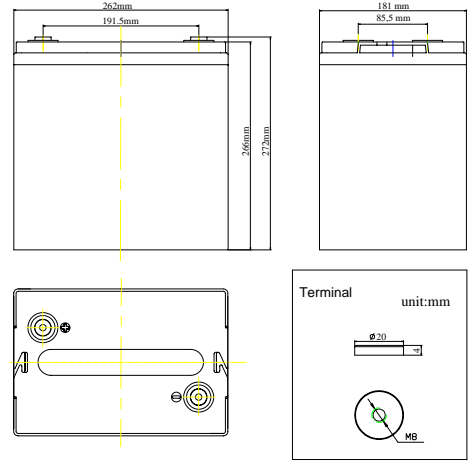


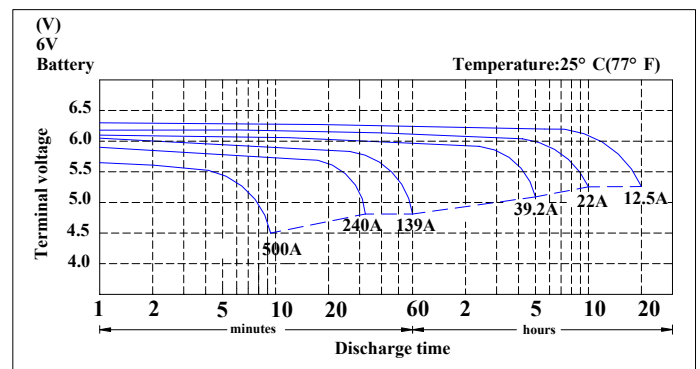
# □ DC250-6



## Specifications

Nominal Voltage		6V
Rated Capacity (20 hour rate)		250AH
Dimension	Total Height (with terminals)	272mm(10.71inches)
	Height	266mm(10.47inches)
	Length	262mm(10.31inches)
	Width	181mm(7.13inches)
Weight		Approx.34.5kg (75.91lbs)

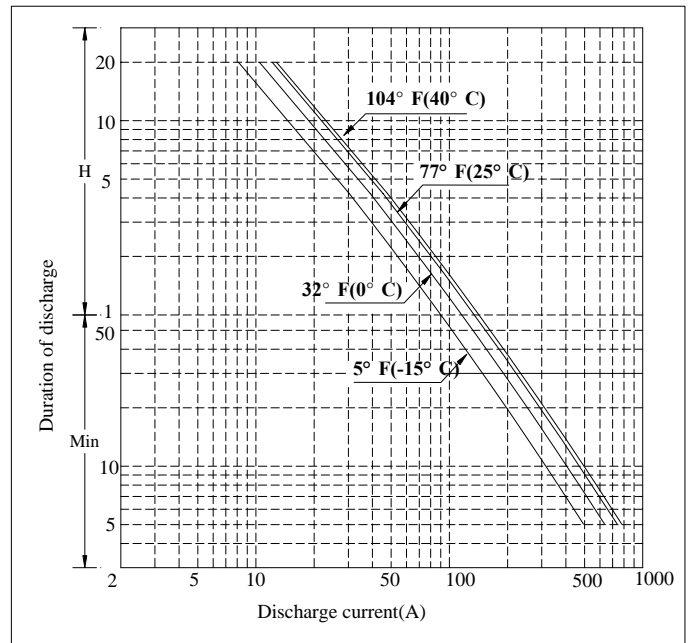
## Discharge characteristics 77°F (25°C)



## Characteristics

Capacity 77°F (25°C)	20 hour rate (12.5A to 5.25Volts)	250AH
	10 hour rate (22A to 5.25Volts)	220AH
	5 hour rate (39.2A to 5.1Volts)	196AH
Internal Resistance	Full charged 77°F (25°C)	1.3mΩ
Capacity affected by Temperature (20 hour rate)	104°F (40°C)	102%
	77°F (25°C)	100%
	32°F (0°C)	85%
	5°F (-15°C)	65%
Self-Discharge 77°F (25°C)	Capacity after 3 month storage	91%
	Capacity after 6 month storage	82%
	Capacity after 12 month storage	64%
Standard Terminal	M8	
Max. Discharge Current 77°F (25°C)	2000A (5s)	
Reserve Capacity		@ 25Amps 510Min
(Minutes to 5.25V at 80°F (27°C))		@ 75Amps 130Min
Charging (Constant Voltage)	Cycle	Initial Charging Current 50A Or Small 7.25V~7.45V/77°F (25°C)
	Float	6.8V~6.9V/77°F (25°C)

## Duration of discharge vs. Discharge current



## Constant Current Discharge Rating Amperes @ 77 °F (25°C)

Cut off voltage V/cell	30M	45M	1H	2H	3H	5H	8H	10H	12H	20H	24H
1.75V	214	158	130.7	75.4	54.3	38.1	26.1	21.60	18.40	12.50	10.82