

Fridges

Top mount



You can be sure...if it's Westinghouse



top mount

fridges and freezers designed with you in mind

We understand that a fridge is more than just somewhere to put your groceries - it is a powerhouse of organised storage demanding detailed features to preserve and care for your groceries. With that in mind, we design fridges that allow for optimum use of space whilst acknowledging that specific items require specific care. The Westinghouse top mount range offer a host of specialised features all working towards the same goal - to keep things fresher, longer.

The chillstream® air curtain, multi-airflow delivery system and frost-free technology work to ensure all items in your fridge, regardless of where they are kept, remain fresh for your enjoyment. The adjustable door bins & shelves, repositional deli compartment, and separate temperature controls allow you to customise and tailor your fridge to your specific needs. The crisper bins, safety spill glass shelving, adjustable bottle rack, child-proof storesafe™ drawer, multi-mode electronic controls, restrainer bottle fingers and feature lighting provide unsurpassed functionality and storage solutions in your home*.

Despite their immense attention to detail these models are uncomplicated, logical and simple, and are among the most energy efficient in their category, making them a sensible choice in home management.

*features vary according to model.



MODELS†	RJ523V
gross capacity (litres)	520
food compartment gross capacity (litres)	396
freezer compartment gross capacity (litres)	121
dimensions (h x w x d) mm	1720 x 790 x 709
depth door open 90°	1450
*recommended clearances (side x back x top) mm	30 x 50 x 50
exterior finish	stainless steel
frost-free	•
multi flow air delivery system	•
external electronic temperature controls	•
door alarm	•
drinks chill timer	•
quick freeze function	•
holiday energy efficiency mode	•
separate temperature controls for fridge & freezer	•
**fingerprint resistant stainless steel surface	•
FRIDGE FEATURES	
blue - feature lighting	•
store safe compartment/utility bin	•/•
chill-stream air curtain	•
adjustable glass spill safe shelves	3
repositional deli compartment	•
wine rack	•
separated crispers	•
full-width crisper/with divider	-
humidity controlled crispers	•
full-width dairy compartment with lid/cover	•
half-width door bins	2
full-width door bin/with bottle fingers	2/1
interior fridge light	•
FREEZER FEATURES	
wire shelving in freezer (adjustable)	•
freezer door bins	2
ice cube storage bin	•
ice trays	2
interior freezer light	•
food freezing guide	•
OTHER FEATURES	
adjustable front rollers	•
rear rollers	•
door opening	L/R
energy star rating	4.5

* Refer to dimensional drawing

** Available April 2005

† Refer to page 6 for further information



RJ525V	RJ522V	RJ443V	RJ445V
520	520	440	440
396	396	339	339
121	122	103	103
1720 x 790 x 709	1720 x 790 x 709	1720 x 690 x 709	1720 X 690 x 709
1450	1450	1350	1350
30 x 50 x 50	30 x 50 x 50	30 x 50 x 50	30 x 50 x 50
white	white	stainless steel	white
•	•	•	•
•	•	•	•
•	-	•	•
•	-	•	•
•	-	•	•
•	-	•	•
•	-	•	•
•	•	•	•
-	-	•	-
•	-	•	•
•/•	•/•	•/•	•/•
•	•	•	•
3	3	3	3
•	•	•	•
•	•	•	•
•	•	-	-
-	-	•/•	•/•
•	•	•	•
•	•	•	•
2	2	2	2
2/1	2/1	2/1	2/1
•	•	•	•
•	•	•	•
2	2	2	2
•	•	•	•
2	2	2	2
•	•	•	•
•	•	•	•
•	•	•	•
•	•	•	•
L/R	L/R	L/R	L/R
4.5	4.5	4	4



MODELS†	RJ442V	RJ423V	RJ425V	RJ422V
gross capacity (litres)	440	420	420	420
food compartment gross capacity (litres)	339	313	313	313
freezer compartment gross capacity (litres)	103	103	103	103
dimensions (h x w x d) mm	1720 x 690 x 709	1640 x 690 x 709	1640 x 690 x 709	1640 x 690 x 709
depth door open 90°	1350	1350	1350	1350
*recommended clearances (side x back x top) mm	30 x 50 x 50	30 x 50 x 50	30 x 50 x 50	30 x 50 x 50
exterior finish	white	stainless steel	white	white
frost-free	•	•	•	•
multi flow air delivery system	•	•	•	•
external electronic temperature controls	-	•	•	-
door alarm	-	•	•	-
drinks chill timer	-	•	•	-
quick freeze function	-	•	•	-
holiday energy efficiency mode	-	•	•	-
separate temperature controls for fridge & freezer	•	•	•	•
**fingerprint resistant stainless steel surface	-	•	-	-
FRIDGE FEATURES				
blue - feature lighting	-	•	•	-
store safe compartment/utility bin	•/•	•/•	•/•	•/-
chill-stream air curtain	•	•	•	•
adjustable glass spill safe shelves	3	3	3	3
repositional deli compartment	•	•	•	•
wine rack	-	•	•	-
full-width crisper/with divider	•/•	•/•	•/•	•/•
humidity controlled crispers	•	•	•	•
full-width dairy compartment with lid/cover	•	•	•	•
half-width door bins	2	2	2	2
full-width door bin/with bottle fingers	2/1	2/1	2/1	2/1
full-width can bin	-	-	-	-
interior fridge light	•	•	•	•
FREEZER FEATURES				
wire shelving in freezer (adjustable)	•	•	•	•
freezer door bins	2	2	2	2
ice cube storage bin	•	•	•	•
ice trays	2	2	2	2
freezer light	-	•	•	-
food freezing guide	•	•	•	•
OTHER FEATURES				
adjustable front rollers	•	•	•	•
rear rollers	•	•	•	•
door opening	L/R	L/R	L/R	L/R
energy star rating	4	4	4	4

* Refer to dimensional drawing

** Available April 2005

† Refer to page 6 for further information



RJ393V	RJ395V	RJ392V	RJ362V
390	390	390	360
302	302	302	277
91	91	91	91
1720 x 690 x 647	1720 x 690 x 647	1720 x 690 x 647	1640 x 690 x 647
1288	1288	1288	1288
30 x 50 x 50	30 x 50 x 50	30 x 50 x 50	30 x 50 x 50
stainless steel	white	white	white
•	•	•	•
•	•	•	•
•	•	-	-
•	•	-	-
•	•	-	-
•	•	-	-
•	•	-	-
•	•	•	•
•	-	-	-
•	•	-	-
•/•	•/•	•/-	•/-
•	•	•	•
3	3	3	3
•	•	•	•
•	•	-	-
•/•	•/•	•/•	•/•
•	•	•	•
•	•	•	•
2	2	2	2
1/1	1/1	1/1	1/1
•	•	•	•
•	•	•	•
-	-	-	-
•	•	•	•
2	2	2	2
•	•	•	•
2	2	2	•
•	•	-	-
•	•	•	•
-	-	-	-
•	•	•	•
•	•	•	•
L/R	L/R	L/R	L/R
4	4	4	4



MODELS†	WTM3300WA	WTM2900WA
gross capacity (litres)	330	290
food compartment gross capacity (litres)	253	210
freezer compartment gross capacity (litres)	75	75
dimensions (h x w x d) mm	1720 x 595 x 647	1550 x 595 x 647
depth door open 90°	1193	1193
*recommended clearances (side x back x top) mm	30 x 50 x 50	30 x 50 x 50
exterior finish	white	white
frost-free	•	•
multi flow air delivery system	•	•
separate temperature controls for fridge & freezer	•	•
FRIDGE FEATURES		
chill-stream air curtain	•	•
adjustable glass spill safe shelves	3	2
full-width crisper/with divider	•/-	•/-
humidity controlled crispers	•	•
full-width dairy compartment with lid/cover	•	•
half-width door bins	2	2
full-width door bin/with bottle fingers	1/1	1/1
full-width can bin	•	•
interior fridge light	•	•
FREEZER FEATURES		
wire shelving in freezer (adjustable)	•	•
freezer door bins	2	2
ice cube storage bin	•	•
ice trays	•	•
OTHER FEATURES		
adjustable front rollers	•	•
rear rollers	•	•
door opening	L/R	L/R
energy star rating	4	4

BIGGEST POSSIBLE CAPACITY FOR YOUR KITCHEN SPACE††

cabinet height (mm)	cabinet width (mm)		
	790	690	595
1720	520L	440L / 390L	330L
1640		420L / 360L	
1550			290L

* Refer to dimensional drawing

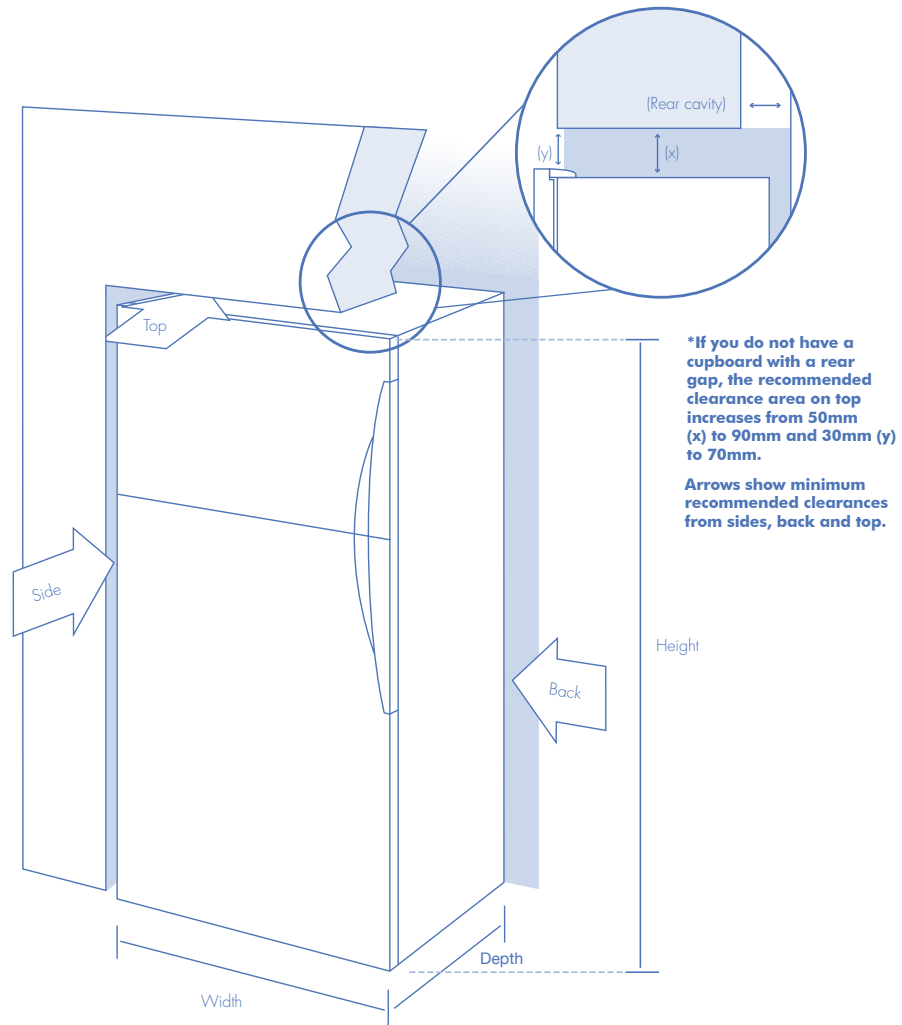
** Available April 2005

† Refer to page 6 for further information

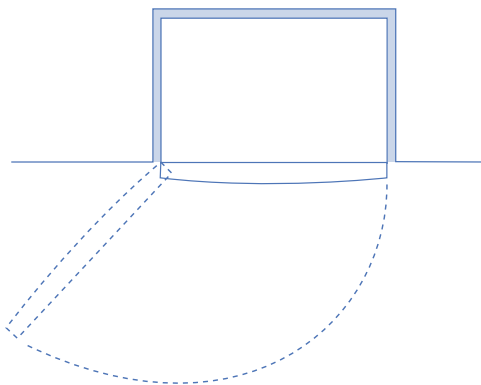
†† Clearance requirements must be added to the mentioned cabinet dimensions

For further information on these or any other Westinghouse products please visit your retailer, call 1300 363 640, or visit our website www.westinghouse.com.au

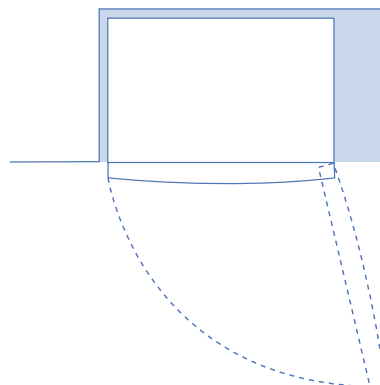
Top mount dimensional drawings



Front face of benches aligned to front corner edge of cabinet.



The spacing of at least 35cm clearance on the hinge side of the cabinet will allow the doors to be opened enough to enable the removal of the crisper bins.



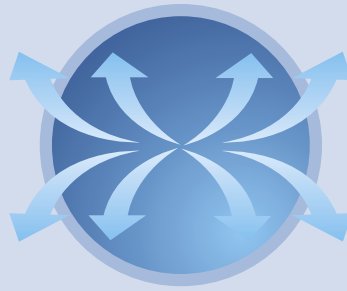
† The descriptors and illustrations in this publication apply to the specific products and models described as at the date of issue. Under our policy of continuous product development, product specifications may change without notice. Prospective purchasers should therefore check with their retailer to ensure this publication correctly describes the products that are being offered for sale. All information supplied is to be used for general reference purposes only and is on the understanding that Electrolux Home Products Pty Ltd will not be liable for any loss, liability or damage of whatever kind arising as a result of reliance on such information. Colours of products illustrated are as close as printing limitations allow.

Westinghouse top mount fridges and freezers




chill stream®

A chill-stream air curtain is directed down the front of the fridge, from the top of the compartment. This ensures door bins and items at the front of the fridge are kept cold and at a stable temperature.



multi-airflow delivery system

Multi-airflow delivery systems provide consistent temperature control throughout the fridge.



frost free fridge & freezer

Consistent temperature control throughout the fridge and freezer with no defrosting required.



external electronic controls

On selected models, this great feature gives push-button fridge and freezer temperature control, as well as offering a drinks chill alarm, time display, door alarm, quick freeze function, freezer temperature alarm and holiday mode settings.



separate temperature controls

Either electronic push-button or rotary controls for separate temperature control of both fridge and freezer is standard on all frost-free models.



energy efficient

The great new fridges from Westinghouse are some of the most energy efficient in their category, with the large 520L models rating at 4.5 stars.



storesafe™

This practical feature uses a child latch as a deterrent to inquisitive minds and provides a handy utility drawer for keeping cosmetics, film or any other item you want to keep safely out of the way.

(available on models larger than 330L)



fingerprint resistant stainless steel

The innovative fingerprint-proof stainless steel surface which ensures all Westinghouse stainless steel fridges maintain that sleek fingerprint free look to enhance the finish of any kitchen.



top service

Top Service encompasses the after sales service provided by Electrolux to consumers including delivery, home service and spare parts.

Warranty

Electrolux Home Products warrants that the Westinghouse top mount fridges featured in this brochure are free from defects in materials and workmanship for 2 years from date of first purchase subject to the conditions set out in the warranty card accompanying the product when purchased.

 **From the Electrolux Group. The world's No.1 choice.**
KITCHEN, CLEANING AND OUTDOOR APPLIANCES

© 2005 Electrolux Home Products Pty Ltd
ABN 51 004 762 341
Date of Issue: February 2005
Print code: WTMF

Chillstream® is a registered trademark of Electrolux Home Products Pty Ltd.
Storesafe™ is a trademark of Electrolux Home Products Pty Ltd.