




BIFACIAL



YLM 3.0 PLUS 660-670 W

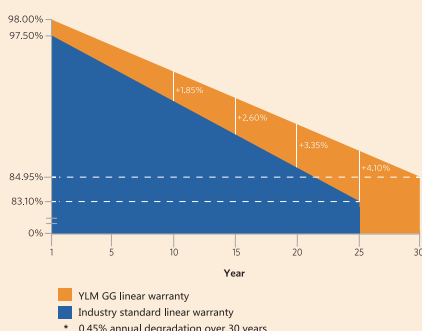


132 CELLS

0-5 W
POWER TOLERANCE

12-YEAR
PRODUCT WARRANTY

30-YEAR
POWER WARRANTY



YINGLISOLAR.COM/AU

DUAL POWER MAXIMISED YIELD

YLM 3.0 modules use high efficiency p-type monocrystalline PERC cell technology. With high-quality encapsulation materials and excellent glass-glass structure, YLM 3.0 modules are perfectly suited to the harsh environment and provide you with high reliability and quality assurance.



Backside Yield

The backside of the module effectively uses reflected and scattered light from the environment to generate electricity. Superior backside power generation reduces LCOE.



Superior Yield

The large cell size enhances the module's power output, while the excellent temperature coefficient and comprehensive suppression technology allows the module to generate more energy yield once in use.



Excellent Durability

The modules meet IEC standard testing requirements and are built to withstand the harsh Australian environment.



Wide Applications

The glass-glass structure, special material selection and extra-strong frames effectively enhance the mechanical performance of the modules, their compatibility with mainstream trackers and inverters, and their adaptability to harsh environments.



Lower Losses

The multi-busbar design effectively reduces the impact of micro-cracks and broken busbars, and the half-cell structure effectively reduces the impact of shadow shading.

QUALIFICATIONS & CERTIFICATES

IEC 61215, IEC 61730, CE, IEC 62941:2019 Terrestrial photovoltaic (PV) modules- Quality system for PV module manufacturing, ISO 9001:2015 Quality management systems, ISO 14001:2015 Environmental management systems, ISO 45001:2018 Occupational health and safety management systems



Munich RE

Yingli Solar

Headquartered in Baoding, China, Yingli Energy Development Company Limited, known as Yingli Solar, is a leading solar solution provider. Yingli Solar is committed to providing clean, renewable energy through PV power generation technology for homes, factories and utilities around the world. Yingli Solar provides reliable products and services through continuous technological advancement and management innovation.

Electrical parameters at Standard Test Conditions (STC*)

Module type			YLxxxDF66 f/2 (xxx=Pmax)					
Power output	P_{max}	W	645	650	655	660	665	670
Power output tolerances	ΔP_{max}	W	0 / + 5					
Module efficiency	η_m	%	20.76	20.92	21.09	21.25	21.41	21.57
Voltage at P_{max}	V_{mpp}	V	37.30	37.50	37.70	37.90	38.10	38.30
Current at P_{max}	I_{mpp}	A	17.29	17.34	17.38	17.42	17.46	17.50
Open-circuit voltage	V_{oc}	V	45.10	45.30	45.50	45.70	45.90	46.10
Short-circuit current	I_{sc}	A	18.31	18.36	18.42	18.48	18.54	18.58

*STC: 1000 W·m⁻² irradiance, 25°C cell temperature, AM 1.5 spectrum according to EN 60904-3.
Measurement tolerance of P_{max} , V_{oc} and I_{sc} is $\pm 3\%$.

Electrical parameters at Nominal Operating Cell Temperature (NOCT*)

Power output	P_{max}	W	484.42	488.18	491.93	495.69	499.44	503.20
Voltage at P_{max}	V_{mpp}	V	35.02	35.19	35.38	35.57	35.76	35.94
Current at P_{max}	I_{mpp}	A	13.83	13.87	13.90	13.94	13.97	14.00
Open-circuit voltage	V_{oc}	V	42.64	42.83	43.02	43.21	43.40	43.59
Short-circuit current	I_{sc}	A	14.75	14.79	14.84	14.89	14.94	14.97

*NOCT: open-circuit module operation temperature at 800 W·m⁻² irradiance, 20°C ambient temperature, 1 m·s⁻¹ wind speed.

Bifacial electrical parameters at Standard Test Conditions (STC*)

Power output	P_{max}	W	705.95	711.43	716.90	722.37	727.84	733.32
Voltage at P_{max}	V_{mpp}	V	37.30	37.50	37.70	37.90	38.10	38.30
Current at P_{max}	I_{mpp}	A	18.93	18.97	19.02	19.06	19.10	19.15
Open-circuit voltage	V_{oc}	V	45.10	45.30	45.50	45.70	45.90	46.10
Short-circuit current	I_{sc}	A	20.04	20.10	20.16	20.23	20.29	20.34

*Bifaciality coefficient is 80% \pm 5%, rear irradiance is 135 W·m⁻².

THERMAL CHARACTERISTICS

Nominal operating cell temperature	NOCT	°C	43 \pm 2
Temperature coefficient of P_{max}	γ	%/°C	- 0.34
Temperature coefficient of V_{oc}	β	%/°C	- 0.25
Temperature coefficient of I_{sc}	α	%/°C	0.04

OPERATING CONDITIONS

Max. system voltage	1500 V _{DC}
Max. series fuse rating*	35 A
Operating temperature range	- 40°C to 85°C
Max. static load, front (e.g., snow)	5400 Pa
Max. static load, back (e.g., wind)	2400 Pa
Max. hailstone impact (diameter / velocity)	25 mm / 23 m·s ⁻¹

*DO NOT CONNECT FUSE IN COMBINER BOX WITH TWO OR MORE STRINGS IN PARALLEL CONNECTION.

CONSTRUCTION MATERIALS

Cell (material / quantity)	p-type monocrystalline silicon / 6 x 22
Glass (material / thickness)	low-iron semi-tempered glass / 2.0 mm (front), 2.0 mm (back)
Frame (material)	anodised aluminum alloy
Junction box (type / protection degree)	3 bypass diodes / \geq IP68
Plug connector (type)	Staubli EVO2 or Yitong YT18-01 or Renhe RHC2
Cable (length / cross-sectional area)	\pm 300 mm or customised length / 4 mm ²

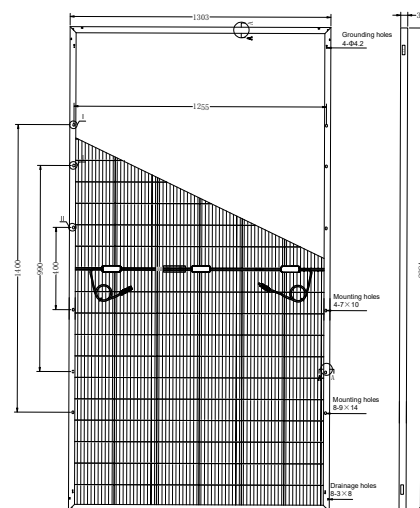
GENERAL CHARACTERISTICS

Dimensions (L / W / H)	2384 mm / 1303 mm / 35 mm
Weight	38.4 kg
Fire resistance rating	Class A

PACKAGING SPECIFICATIONS

Number of modules per pallet	31
Number of pallets per 40' container	17
Packaging box dimensions (L / W / H)	1340 mm / 1140 mm / 2500 mm
Box weight	1243 kg

BACK VIEW (units: mm)



Warning: Read the Installation and User Manual in its entirety before handling, installing and operating Yingli Solar modules.

- Due to continuous innovation, research and product improvement, the specifications in this product information sheet are subject to change without prior notice. The specifications may deviate slightly and are not guaranteed.
- The data does not refer to a single module and only serves as a comparison to different module types.

Proudly manufactured in China.

Yingli Green Energy Australia Pty Ltd
australia@yingli.com.au
Tel: +61 2 8017 8700